
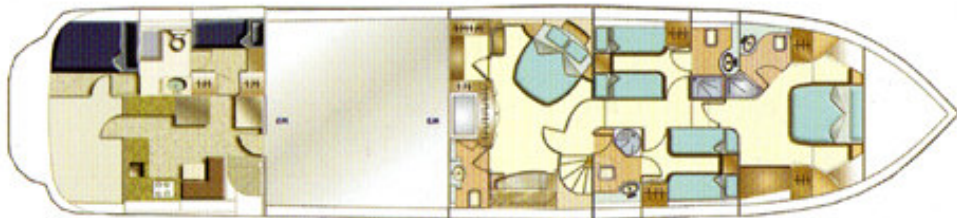



Top View



Main Level



Lower Level



Profile

TECHNICAL DATA

Length overall (LOA)	26 m	(85 ft)
Beam overall	6.03 m	(19.78 ft)
Draft at full load (from base line)	1.16 m	(3.81 ft)
Dead rise	16 degrees	
Full load displacement	72 t.	
Fuel capacity	7,500 lt.	(1,982 gal.)
Fresh water capacity	1,300 lt.	(343.4 gal)
Generator:	2 x 27	KWA
Power:	2 x 1,320 HP, MTU	
* Cruising speed	23 knots	
* Maximum speed	27 knots	
Cabins:	4 + Crew	
Berths:	8 + Crew	
Head Compartments:	4 + Crew (Contemporary Layout)	
Building Material:	GRP	
Yacht Design:	De Birs Yachts / Barilani	
Naval Architecture:	De Birs Yachts / Arrabito	
Engineering:	De Birs Yachts / Arrabito	
Interior Design:	H2	
Builder:	De Birs Yachts	

* Speed is an estimate as it may vary with the selection of main engines and optional equipment added on board.